




For Low Pressure (Air)

Duster Cupla

Air line coupling with air blower function

Working pressure  1.0 MPa (10 kgf/cm ²)	Valve structure  One-way shut-off	Applicable fluid  Air
--	--	--

Three functions in one: connection, air blow, hose twist release ! Dust blow without detaching the tool !

- Hi Cupla comes with compact air blow function.
- Improves job efficiency by air blow with tool still connected to hose.
- Ball bearing swivel mechanism prevents hose twist and relieves tension on operator's hand.
- Special design of air blow button switch is free from in line air pressure - no hard press down required.
- Also simple is routine water drain from air line before starting daily work.

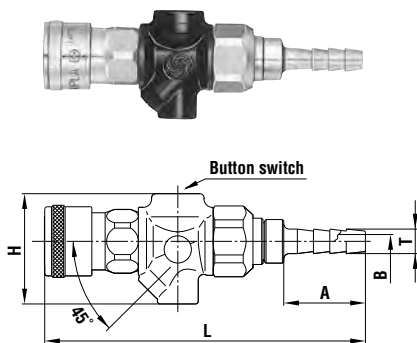


Photo shows simulated air flow.

Models and Dimensions

WAF : WAF stands for width across flats.

Socket PH type (Hose barb)



Model	Application (Hose)	Mass (g)	Dimensions (mm)				
			L	A	H	øB	øT
DCS-20PH	1/4"	168	(117.9)	30	40.5	5	9
DCS-30PH	3/8"	171	(121.9)	34	40.5	7.5	11.3
DCS-40PH	1/2"	193	(123.9)	36	40.5	7.5	15

Specifications

Body material	Body : Aluminum alloy, Cupla : Steel (Chrome plated)			
Size	For 1/4", 3/8", 1/2" hose For ø6.5 x ø10 mm, ø8.5 x ø12.5 mm polyurethane hose			
Pressure unit	MPa	kgf/cm ²	bar	PSI
Working pressure	1.0	10	10	145
Seal material	Seal material	Mark	Working temperature range	Remarks
Working temperature range	Nitrile rubber	NBR (SG)	-20°C to +60°C	Standard material

Tightening Torque Range

Nm (kgf·cm)

Model	65PNG	85PNG
Torque	5 to 6 (51 to 61)	7 to 8 (71 to 82)

To mount on urethane hose, slide it over to the hose barb and tighten the nut until it is flush against the hose barb base. It is recommended that grease is applied to the inside of the nut (threaded part and hose contact part) for easy tightening.

Flow Direction

Fluid must run from socket to plug.



Interchangeability

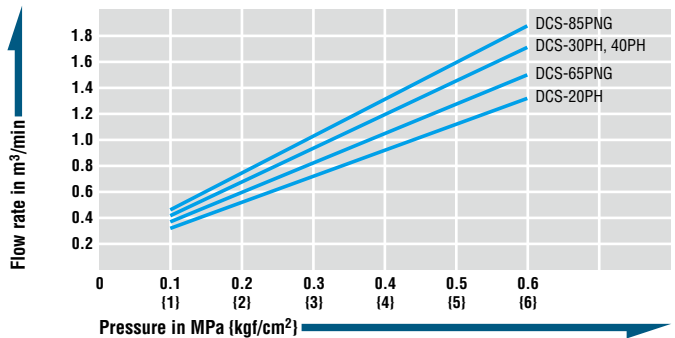
Can be connected with plugs for Hi Cupla Models 10, 17, 20, 30 and 40. Interchangeable with each corresponding models of Hi Cupla Series and Nut Cupla Series.

Suitability for Vacuum

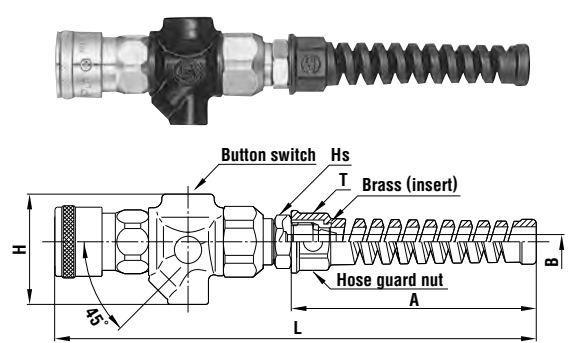
Not suitable for vacuum application in either connected or disconnected condition.

Pressure - Flow Characteristics

[Test conditions] •Fluid : Air •Temperature : Room temperature



Socket PNG type (For hose with hose guard nut connection)



Model	Application (Hose)	Mass (g)	Dimensions (mm)						
			L	A	H	øB	H(WAF)	T(WAF)	
DCS-65PNG	ø6.5 mm x ø10 mm	176	(176.9)	90	40.5	5.3	Hex.17	Hex.19	
DCS-85PNG	ø8.5 mm x ø12.5 mm	185	(176.9)	90	40.5	7.5	Hex.19	Hex.22	

Before use, please be sure to read "Safety Guide" described at the end of this book and "Instruction Sheet" that comes with the products.