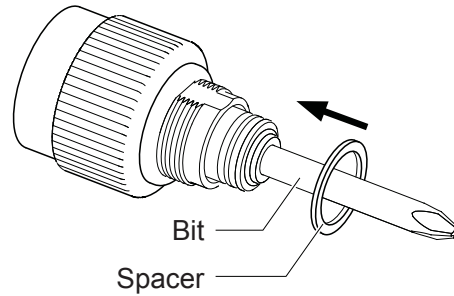


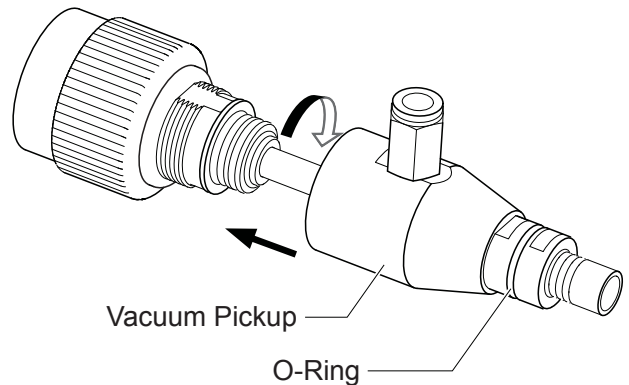
Installing the Vacuum Pickup DLP7401

- Applicable Screwdrivers: DLV30, DLV45 and DLV70 series
- Applicable tube diameter: 6 (0.24") dia.

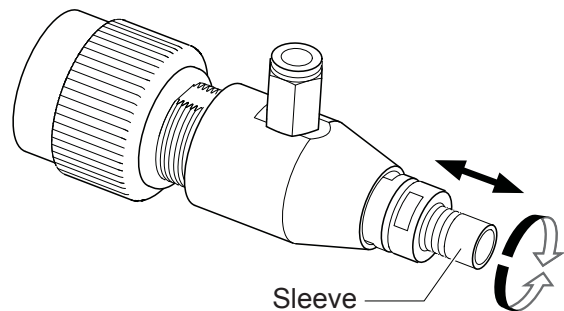
- 1** Install the bit and then the attached spacer to the Screwdriver



- 2** Check that O-Ring is installed to the Vacuum Pickup and then install it to the Screwdriver Screw in to install.



- 3** Adjust the length of the sleeve



- 4** Use the attached two board spanners to fix the nut and moving sleeve
Make sure the sleeve does not rotate.

