




For High Pressure

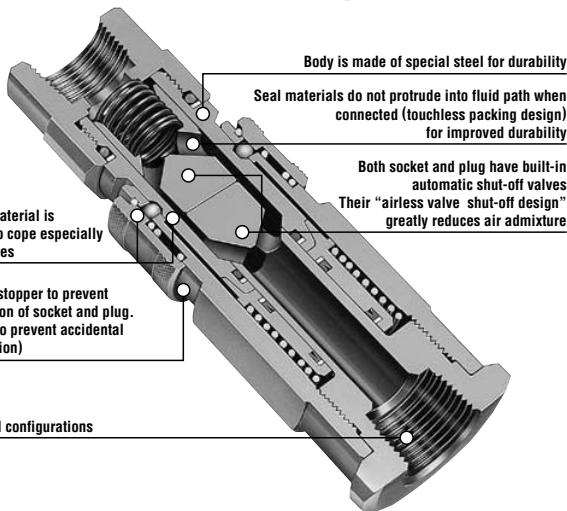
350 Cupla

For hydraulic pressures up to 34.5MPa (352kgf/cm²)

<p>Working pressure</p>  <p>34.5 34.5MPa (352kgf/cm²)</p>	<p>Valve structure</p>  <p>Two-way shut-off (Non-Spill)</p>	<p>Applicable fluids</p>  <p>Hydraulic oil</p>
--	--	---

Their “airless valve shut-off design” greatly reduces air admixture! Ideal for hydraulic lines with larger pressure fluctuations.

- Locking mechanism to prevent accidental disconnection maintains tight connection even under vibration or impact.
- Both socket and plug have built-in automatic shut-off valves to prevent fluid spill out when disconnected. Easy to handle.



The body material is quenched to cope especially with impulses

Fitted with stopper to prevent disconnection of socket and plug. (Designed to prevent accidental disconnection)

Various end configurations

Body is made of special steel for durability

Seal materials do not protrude into fluid path when connected (touchless packing design) for improved durability

Both socket and plug have built-in automatic shut-off valves. Their “airless valve shut-off design” greatly reduces air admixture

Specifications				
Body material	Special steel (Nickel-plated)			
Size	1/4" • 3/8" • 1/2" • 3/4" • 1" • 1 1/4" • 1 1/2" • 2"			
Working pressure MPa (kgf/cm ²)	34.5 (352)			
Pressure resistance MPa (kgf/cm ²)	51.5 (525)			
Seal material	Seal material	Mark	Working temperature range	Remarks
	Fluoro rubber	FKM (X-100)	-20°C~+180°C	Standard material
Working temperature range	Nitrile rubber	NBR (SG)	-20°C~+80°C	Made-to-order item

Size	Max. Tightening Torque							
	N·m (kgf·cm)							
Size	1/4"	3/8"	1/2"	3/4"	1"	1 1/4"	1 1/2"	2"
Torque	28 (286)	40 (408)	80 (816)	150 (1530)	250 (2550)	500 (5100)	500 (5100)	700 (7140)

Flow Direction

Fluid may flow in either direction from plug or from socket side when coupled.

Interchangeability

Different size socket and plug cannot be connected each other. However, 350-2SP with 350-3SP or 350-10SP with 350-12SP can be connected each other.

Model	Min. Cross-Sectional Area							
	(mm ²)							
Model	350-2SP	350-3SP	350-4SP	350-6SP	350-8SP	350-10SP	350-12SP	350-16SP
Min. cross-sectional area	32.2	32.2	78.5	149.6	227.0	452.4	452.4	907.9

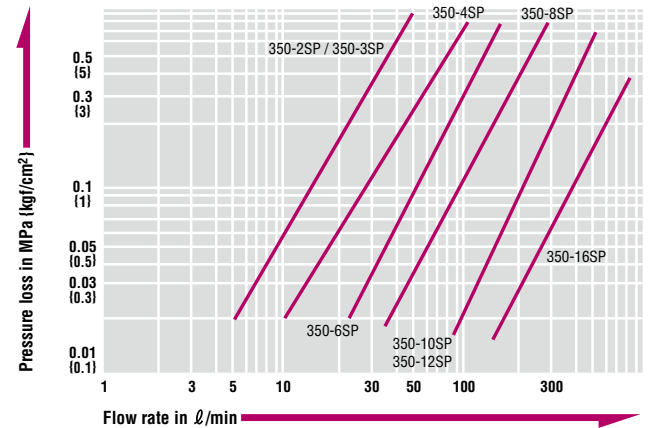
Suitability for Vacuum

Not suitable for vacuum application in either connected or disconnected condition.

Model	Admixture of Air on Connection							
	(mℓ)							
Model	350-2SP	350-3SP	350-4SP	350-6SP	350-8SP	350-10SP	350-12SP	350-16SP
Volume of air	0.1	0.1	0.2	0.3	0.5	0.9	0.9	2.0

Flow Rate – Pressure Loss Characteristics

(Test conditions) • Fluid : Hydraulic oil • Temperature : 40°C ± 5°C
• Fluid viscosity : 32 × 10⁻⁶m²/s • Density : 0.87 × 10³kg/m³

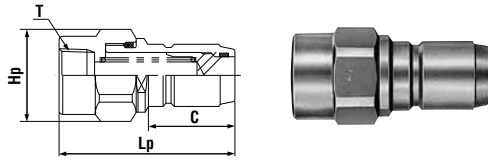


⚠ Precautions for use

Do not connect / disconnect Cuplas when pressure is applied or remaining.

Models and Dimensions

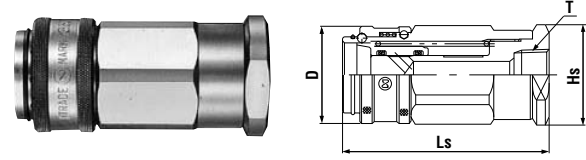
Plug Female thread



Model	Application	Mass (g)	Dimensions (mm)			
			Lp	C	Hp (WAF)	T
350-2P	R 1/4	170	(72)	36	Hex.27 x ø29	Rc 1/4
350-3P	R 3/8	167	(72)	36	Hex.27 x ø29	Rc 3/8
350-4P	R 1/2	245	85	40.5	Hex.27 x ø30	Rc 1/2
350-6P	R 3/4	415	(90)	44.5	Hex.41 x ø45	Rc 3/4
350-8P	R 1	1,035	(119)	57	Hex.50 x ø55	Rc 1
350-10P	R1 1/4	2,700	(144)	75	Hex.70 x ø78	Rc1 1/4
350-12P	R1 1/2	2,600	(144)	75	Hex.70 x ø78	Rc1 1/2
350-16P*	R 2	7,500	(198)	85.5	90 x ø105	Rc 2

* Available on request

Socket Female thread



Model	Application	Mass (g)	Dimensions (mm)			
			Ls	øD	Hs (WAF)	T
350-2S	R 1/4	360	(82)	34	Hex.30	Rc 1/4
350-3S	R 3/8	353	(82)	34	Hex.30	Rc 3/8
350-4S	R 1/2	465	(93.5)	41	Hex.36	Rc 1/2
350-6S	R 3/4	660	(105.5)	49	46 x ø52	Rc 3/4
350-8S	R 1	1,740	(129)	63	55 x ø62	Rc 1
350-10S	R1 1/4	5,600	(180)	89	Hex.80 x ø90	Rc1 1/4
350-12S	R1 1/2	5,500	(180)	89	Hex.80 x ø90	Rc1 1/2
350-16S*	R 2	14,500	(239)	117	105	Rc 2

* Available on request

Application Example



Hydraulic unit