

For Low Pressure (Air)

Nut Cupla Nut Cupla 200 Rotary Nut Cupla

For connection to urethane hose

Working pressure



1.5 MPa
(15 kgf/cm²)

Valve structure



One-way shut-off

Applicable fluid



Air

No hose clamp required!
Simple and secure connection to urethane hose.
Fitted with hose guard nut to prevent possible kinking.

- Nut types are available in Hi Cupla Series and Hi Cupla 200 Series. Hose guard nut type available to prevent hose kinking.
- To mount on hose, simply slide it over the nipple and tighten the nut.
- The design to tighten outside of hose reduces hose slip away or fluid leaks.
- Also available are Rotary Nut Cupla equipped with ball bearing swivel mechanism to prevent and relieve tension on operator's hands.

Nut Cupla


Nut Cupla 200

Nut Cupla 200 with hose guard nut



Rotary Nut Cupla

Application example



Blow guns

Specifications

Body material	Steel (Chrome-plated)		
Size	For ø5 mm x ø8 mm • ø8 mm x ø12 mm hose		
	For ø6 mm x ø9 mm • ø8.5 mm x ø12.5 mm hose		
	For ø6.5 mm x ø10 mm • ø11 mm x ø16 mm hose		
Working pressure MPa (kgf/cm ²)	1.5 (15)		
Pressure resistance MPa (kgf/cm ²)	2.0 (20)		
Seal material	Nitrile rubber	Mark	NBR (SG)
Working temperature range	-20°C~+60°C		Remarks
	Standard material		


Tightening Torque Range

N·m (kgf·cm)

Model	SN • PN • SNR Type	65SNG • PNG • SNRG Type	85SNG • PNG • SNRG Type
Torque	9~11 (92~112)	5~6 (51~61)	7~8 (71~82)

Flow Direction

Fluid must run from socket to plug.



Interchangeability

Interchangeable with Hi Cupla Models 20, 30 and 40.
Interchangeable with each corresponding Hi Cupla Series models.

Min. Cross-Sectional Area

(mm²)

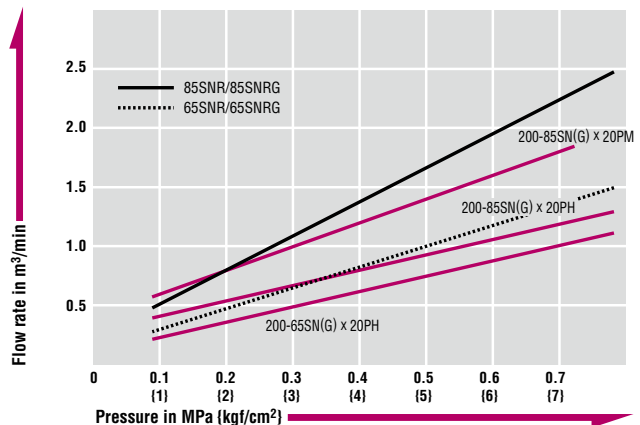
Socket	Plug	20PH	30PH	40PH	20PM	30PM	40PM	20PF	30PF	40PF
200-50SN	16	16	16	16	16	16	16	16	16	16
200-60SN	20	22	22	22	22	22	22	22	22	22
200-65SN	20	22	22	22	22	22	22	22	22	22
200-80SN	20	41	41	41	41	41	41	41	41	41
200-85SN	20	40	41	41	41	41	41	41	41	41
200-110SN	20	40	41	41	41	41	41	41	41	41
200-50SNG	16	16	16	16	16	16	16	16	16	16
200-65SNG	20	22	22	22	22	22	22	22	22	22
200-85SNG	20	40	41	41	41	41	41	41	41	41

Suitability for Vacuum

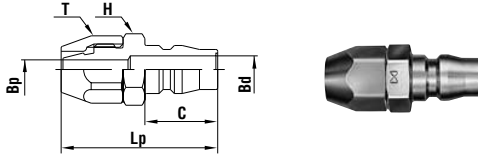
Not suitable for vacuum application in either connected or disconnected condition.

Pressure - Flow Characteristics

[Test conditions] • Fluid : Air • Temperature : Room temperature



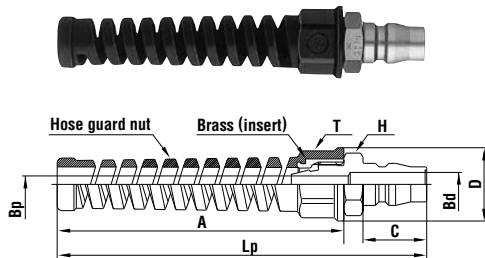
Plug PN type (For urethane hose connection)



(Old model)

Model	Application (Hose)	Mass (g)	Dimensions (mm)					
			Lp	C	øBp	øBfd	H(WAF)	T(WAF)
50PN (10PAH)	ø5 mm x ø8 mm	30	43	20	4.5	7.5	Hex.17	Hex.17
60PN (20PAH)	ø6 mm x ø9 mm	40	43	20	5.3	7.5	Hex.17	Hex.17
65PN	ø6.5 mm x ø10 mm	42	43	20	5.3	7.5	Hex.17	Hex.17
80PN (30PAH)	ø8 mm x ø12 mm	50	45	20	7.5	7.5	Hex.19	Hex.19
85PN	ø8.5 mm x ø12.5 mm	52	45	20	7.5	7.5	Hex.19	Hex.19
110PN (40PAH)	ø11 mm x ø16 mm	75	52	20	7.5	7.5	Hex.23	Hex.24

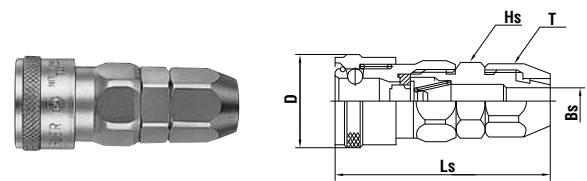
Plug PNG type (For urethane hose with hose guard nut connection)



Model	Application (Hose)	Mass (g)	Dimensions (mm)							
			Lp	C	A	øD	øBp	øBfd	H(WAF)	T(WAF)
50PNG*	ø5 mm x ø8 mm	41	(116)	20	90	23	4.5	7.5	Hex.17	Hex.19
65PNG	ø6.5 mm x ø10 mm	43	(116)	20	90	23	5.3	7.5	Hex.17	Hex.19
85PNG	ø8.5 mm x ø12.5 mm	55	(116)	20	90	26	7.5	7.5	Hex.19	Hex.22

* Made-to-order item.

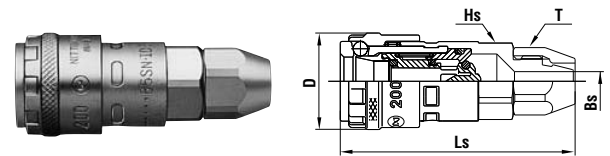
Socket SN type (For urethane hose connection)



(Old model)

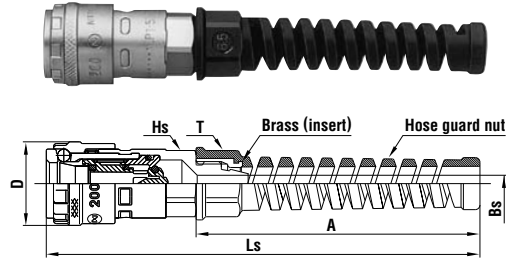
Model	Application (Hose)	Mass (g)	Dimensions (mm)				
			Ls	øD	øBs	Hs(WAF)	T(WAF)
50SN (10SAH)	ø5 mm x ø8 mm	117	(60)	26.5	4.5	Hex.19	Hex.17
60SN (20SAH)	ø6 mm x ø9 mm	115	(59.5)	26.5	5.3	Hex.19	Hex.17
65SN	ø6.5 mm x ø10 mm	115	(59.5)	26.5	5.3	Hex.19	Hex.17
80SN (30SAH)	ø8 mm x ø12 mm	120	(61.5)	26.5	7.5	Hex.19	Hex.19
85SN	ø8.5 mm x ø12.5 mm	120	(61.5)	26.5	7.5	Hex.19	Hex.19
110SN (40SAH)	ø11 mm x ø16 mm	153	(64.5)	26.5	10	Hex.23	Hex.24

Socket 200-SN type (For urethane hose connection)



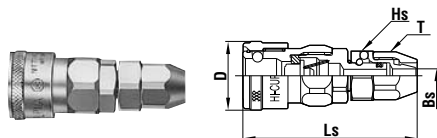
Model	Application (Hose)	Mass (g)	Dimensions (mm)				
			Ls	øD	øBs	Hs(WAF)	T(WAF)
200-50SN	ø5 mm x ø8 mm	105	(64.5)	26.5	4.5	Hex.19	Hex.17
200-60SN	ø6 mm x ø9 mm	105	(64.5)	26.5	5.3	Hex.19	Hex.17
200-65SN	ø6.5 mm x ø10 mm	106	(64.5)	26.5	5.3	Hex.19	Hex.17
200-80SN	ø8 mm x ø12 mm	112	(66.5)	26.5	7.5	Hex.19	Hex.19
200-85SN	ø8.5 mm x ø12.5 mm	113	(66.5)	26.5	7.5	Hex.19	Hex.19
200-110SN	ø11 mm x ø16 mm	127	(62)	26.5	10	Hex.23	Hex.24

Socket 200-SNG type (For urethane hose with hose guard nut connection)



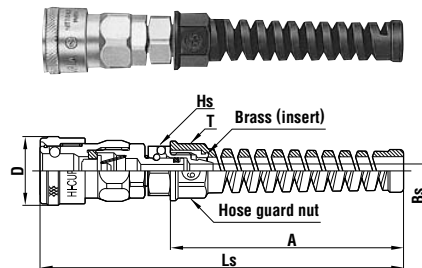
Model	Application (Hose)	Mass (g)	Dimensions (mm)					
			Ls	A	øD	øBs	Hs(WAF)	T(WAF)
200-50SNG*	ø5 mm x ø8 mm	105	(137.5)	90	26.5	4.5	Hex.19	Hex.19
200-65SNG	ø6.5 mm x ø10 mm	107	(137.5)	90	26.5	5.3	Hex.19	Hex.19
200-85SNG	ø8.5 mm x ø12.5 mm	116	(137.5)	90	26.5	7.5	Hex.19	Hex.22

Socket SNR type (With ball bearing swivel mechanism)



Model	Application (Hose)	Mass (g)	Dimensions (mm)			
			Ls	øD	øBs	Hs(WAF)
65SNR	ø6.5 mm x ø10 mm	120	(67.3)	26.5	5.3	Hex.19
85SNR	ø8.5 mm x ø12.5 mm	136	(69.3)	26.5	7.5	Hex.19

Socket 200-SNRG type (With ball bearing swivel mechanism)



Model	Application (Hose)	Mass (g)	Dimensions (mm)				
			Ls	A	øD	øBs	Hs(WAF)
65SNRG	ø6.5 mm x ø10 mm	121	(140.3)	90	26.5	5.3	Hex.19
85SNRG	ø8.5 mm x ø12.5 mm	139	(140.3)	90	26.5	7.5	Hex.19