

For Low Pressure (Air)

Rotary Plug

For pneumatic tools and devices

Working pressure



1.5 MPa
(15 kgf/cm²)

Valve structure



One-way shut-off

Applicable fluid




Air

Newly developed rotary function allows 360° swivelling!
Big improvement for handling of pneumatic tools!

- Rotary neck plug for hose connection to pneumatic tools and pneumatic devices.
- Fits at 45° angle to the tool eliminating annoying offset load caused by connected hose.
- Ideal compact design enables optimum workability by simple body structure. Now far lighter and smaller than conventional models.
- New dust-proof design for increased durability.
- For air tackers, nailers, impact wrenches and other pneumatic tools.


■ Comparison by appearance



Pneumatic tools

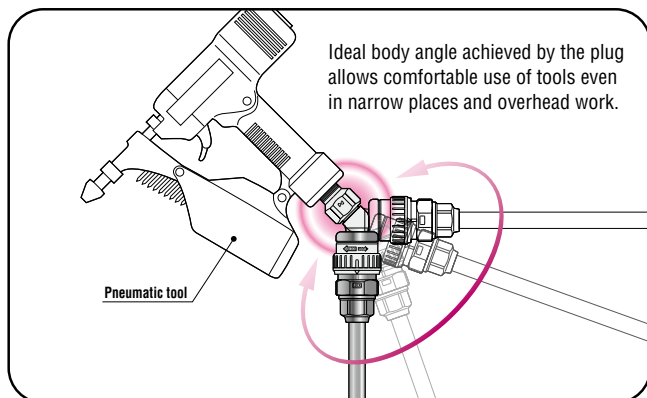
Flow Direction

Fluid may flow in either direction from plug or from socket side when coupled.



Interchangeability

- Model RL-20PM • RL-30PM • RL-20PFF: Can be connected with sockets for Hi Cupla Models 20, 30 and 40 and interchangeable with each corresponding Hi Cupla Series models.
- Model RL-02PM • RL-02PFF: Can be connected with sockets for Super Cupla.



Ideal body angle achieved by the plug allows comfortable use of tools even in narrow places and overhead work.

Pneumatic tool

Specifications

Body material	Steel (Nickel-plated)			
Size	1/4" • 3/8"			
Working pressure MPa (kgf/cm ²)	1.5 {15} / only RL-02PM • PFF type : 1.0 {10}			
Pressure resistance MPa (kgf/cm ²)	2.0 {20} / only RL-02PM • PFF type : 1.5 {15}			
Seal material	Seal material	Mark	Working temperature range	Remarks
	Nitrile rubber	NBR (SG)	-20°C~+80°C	
Working temperature range	Standard material			

Max. Tightening Torque

N·m (kgf·cm)

Size	R 1/4	R 3/8
Torque	15 {153}	25 {255}

Models and Dimensions

WAF : WAF stands for width across flat.

Plug PM type (Male thread)

Model	Application	Mass (g)	Dimensions (mm)		
			Lp	D	T
RL-20PM	Rc 1/4	52	(52.1)	(34.1)	R 1/4
RL-30PM	Rc 3/8	73	(50.8)	(32.8)	R 3/8

Plug Model RL-20PFF type (Female thread)

- Application : G 1/4
- Mass : 57g

Dimensions (mm)

Plug Model RL-02PM type (Male thread)

- Application : Rc 1/4
- Mass : 50g

Dimensions (mm)

Plug Model RL-02PFF type (Female thread)

- Application : G 1/4
- Mass : 55g

Dimensions (mm)

Before use, please be sure to read "Safety Guide" described at the end of this book and "Instruction Sheet" that comes with the products.