

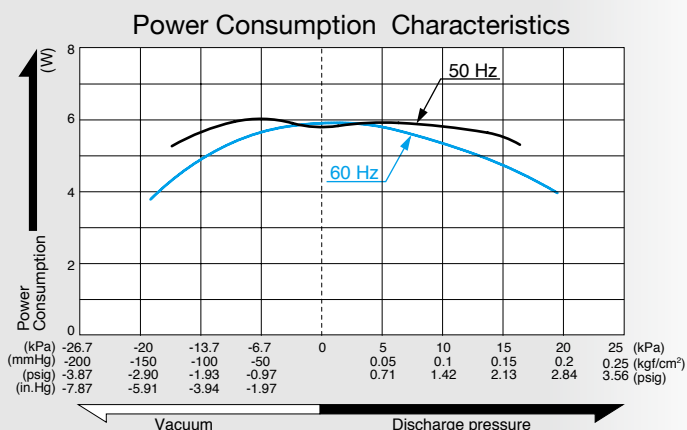
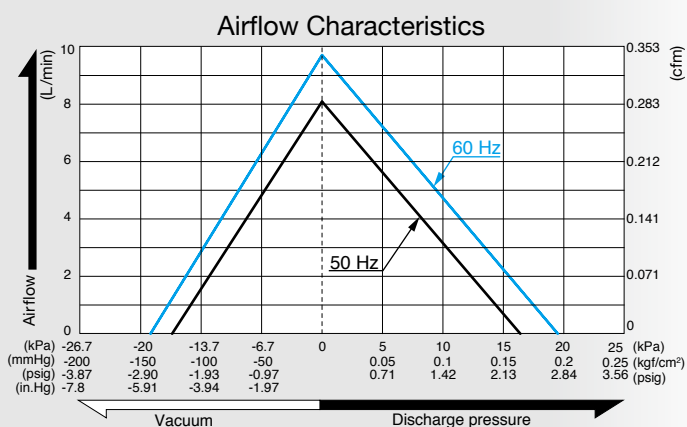
Compressor and Vacuum Pump

Model VC0100

Dual Type



Airflow & Power Consumption

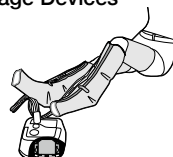


Specifications

Rated Pressure	4 kPa (0.04 kgf/cm ²) 0.04 bar 0.57 psig	
Rated Airflow	6 L/min 0.212 cfm	
Maximum Pressure	16 kPa (0.16 kgf/cm ²) 0.16 bar 2.28 psig	
Attainable Vacuum	-14.7 kPa (-110 mmHg) -147 mbar -4.33 in.Hg	
Rated Voltage	120 V AC	230 V AC
Power Consumption	6 W	
Rated Frequency	60 Hz	50 Hz
Rated Performance	5,000 hours	
Working Pressure Range	-14.7 kPa to 16 kPa (-110 mmHg to 0.16 kgf/cm ²) -147 mbar to 0.16 bar -4.33 in.Hg to 2.28 psig	
Inlet	6 mm O.D. hose barb	
Outlet	6 mm O.D. hose barb	
Duty Cycle	Continuous	
Coil Insulation Class	A for 120 V or its equivalent	E for 230 V or its equivalent
Mounting Dimensions	70 (L) x 72 (W) mm 2 - 3/4" (L) x 2 - 53/64" (W)	
Weight	0.45 kg 0.99 Lbs	
Leadwire Length	300 mm 11 - 13/16"	

Application Examples

Massage Devices



Bedsore Prevention Mattress



External Dimensions (Unit: mm)

