


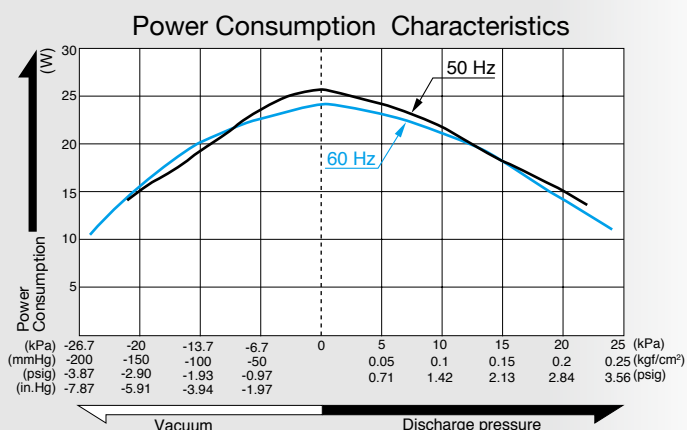
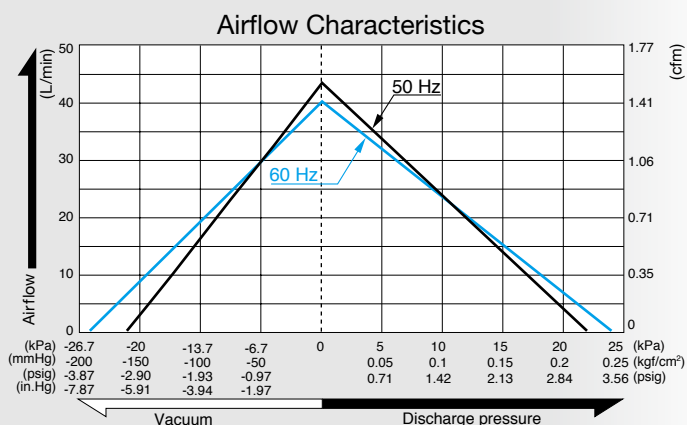
Compressor and Vacuum Pump

Model VC0201B

Dual Type



Airflow & Power Consumption

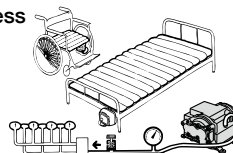


Specifications

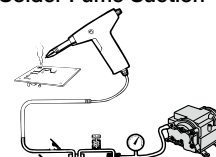
Rated Pressure	10 kPa (0.1 kgf/cm ²) 0.1 bar 1.42 psig	
Rated Airflow	20 L/min 0.71 cfm	
Maximum Pressure	18 kPa (0.18 kgf/cm ²) 0.18 bar 2.56 psig	
Attainable Vacuum	-18.7 kPa (-140 mmHg) -187 mbar -5.51 in.Hg	
Rated Voltage	120 V AC	230 V AC
Power Consumption	21 W	
Rated Frequency	60 Hz	50 Hz
Rated Performance	10,000 hours	
Working Pressure Range	-18.7 kPa to 18 kPa (-140 mmHg to 0.18 kgf/cm ²) -187 mbar to 0.18 bar -5.51 in.Hg to 2.56 psig	
Inlet	10.5 mm O.D. hose barb	
Outlet	8.5 mm O.D. hose barb	
Duty Cycle	Continuous	
Coil Insulation Class	E or its equivalent and A for UL	
Mounting Dimensions	125 (L) x 56 (W) mm 4 - 59/64" (L) x 2 - 13/64" (W)	
Weight	1.7 kg 3.7 Lbs	
Leadwire Length	300 mm 11 - 13/16"	

Application Examples

Bedsore Prevention
Mattress



Solder Fume Suction



External Dimensions (Unit: mm)

