


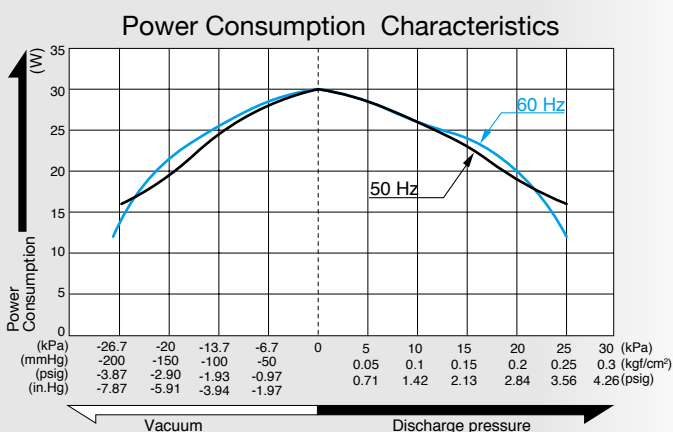
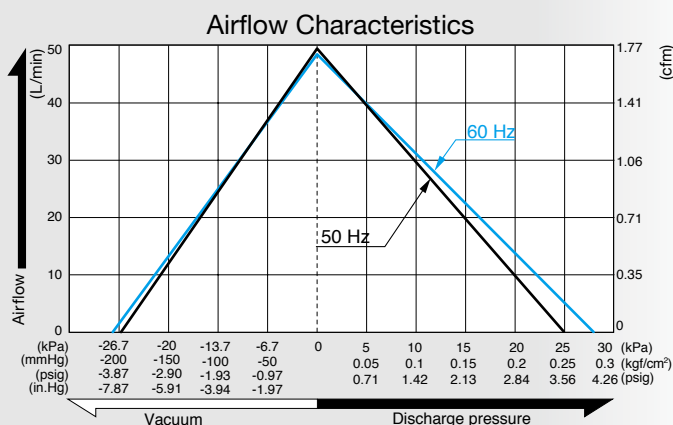
Compressor and Vacuum Pump

Model VC0301B

Dual Type



Airflow & Power Consumption

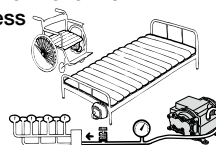


Specifications

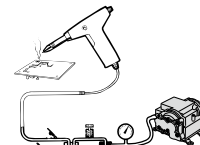
Rated Pressure	10 kPa (0.1 kgf/cm ²) 0.1 bar 1.42 psig	
Rated Airflow	25 L/min 0.88 cfm	
Maximum Pressure	20 kPa (0.2 kgf/cm ²) 0.2 bar 2.84 psig	
Attainable Vacuum	-21.3 kPa (-160 mmHg) -213 mbar -6.3 in.Hg	
Rated Voltage	120 V AC	230 V AC
Power Consumption	27 W	
Rated Frequency	60 Hz	50 Hz
Rated Performance	10,000 hours	
Working Pressure Range	-21.3 kPa to 20 kPa (-160 mmHg to 0.2 kgf/cm ²) -213 mbar to 0.2 bar -6.3 in.Hg to 2.84 psig	
Inlet	10.5 mm O.D. hose barb	
Outlet	8.5 mm O.D. hose barb	
Duty Cycle	Continuous	
Coil Insulation Class	B or its equivalent	
Mounting Dimensions	125 (L) x 56 (W) mm 4 - 59/64" (L) x 2 - 13/64" (W)	
Weight	1.7 kg 3.7 Lbs	
Leadwire Length	300 mm 11 - 13/16"	

Application Examples

Bedsore Prevention
Mattress



Solder Fume Suction



External Dimensions (Unit: mm)

