

New

In-line **PURGE ADAPTER**

*Ideal for eliminating residual pressure in piping*

*Couplings can be connected smoothly*

*Slim and neat piping with an in-line design*

*High pressure up to 35 MPa*

<Application Example>  
350 CUPLA

Couplings and hoses are not included. Please purchase them separately.

PAD-6FM PAD-8FM

PAD-3FM PAD-4FM

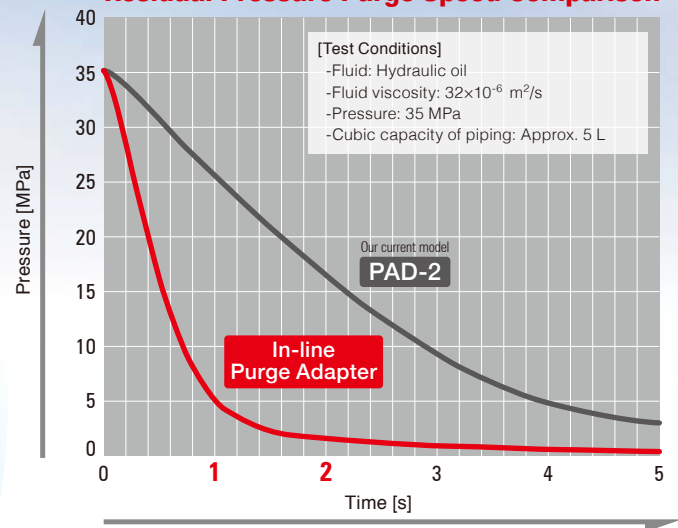
Just Push

**Eliminates residual pressure instantly**

**Purge residual pressure**

Tube fittings are not included. Please purchase them separately.

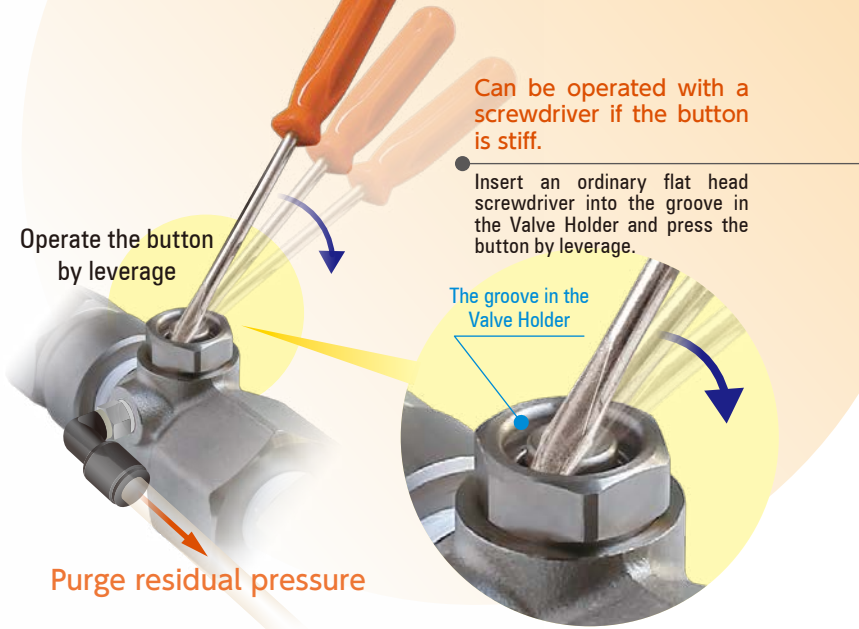
**Residual Pressure Purge Speed Comparison**



# In-line design Slim and neat piping



The tee joint is not included. Please prepare separately.



## Specifications

Model	PAD-3FM	PAD-4FM	PAD-6FM	PAD-8FM
Body material	Steel (Nickel plated)			
Application	R 3/8 × Rc 3/8	R 1/2 × Rc 1/2	R 3/4 × Rc 3/4	R 1 × Rc 1
Working pressure *1	35.0 MPa, 357 kgf/cm <sup>2</sup> , 350 bar, 5080 PSI			
Drain outlet port	Application: Rc 1/8 (Max. Tightening Torque: 5 Nm)			
Applicable fluid	Hydraulic oil			
Type of grease used	Mineral grease			
Seal material	Nitrile rubber	NBR (SG)	-5°C to +80°C	Standard material

\*1: The normal allowable fluid pressure under continuous use. Continuously exceeding the working pressure may cause leakage or damage. \*2: The working temperature range depends upon the operating conditions.

## Max. Tightening Torque Nm {kgf·cm}

Application	R 3/8 × Rc 3/8	R 1/2 × Rc 1/2	R 3/4 × Rc 3/4	R 1 × Rc 1
Torque	40 {408}	80 {816}	150 {1530}	250 {2550}

## Min. Cross-Sectional Area (mm<sup>2</sup>)

Model	PAD-3FM	PAD-4FM	PAD-6FM	PAD-8FM
Min. Cross-Sectional Area	78.5 (ø10)	122 (ø12.5)	213 (ø16.5)	363 (ø21.5)

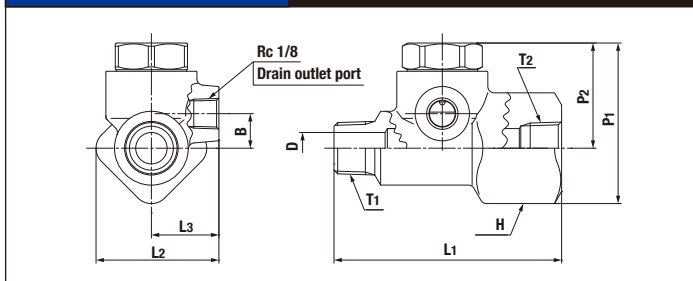
## Suitability for Vacuum

Not suitable for vacuum application.

## Models and Dimensions

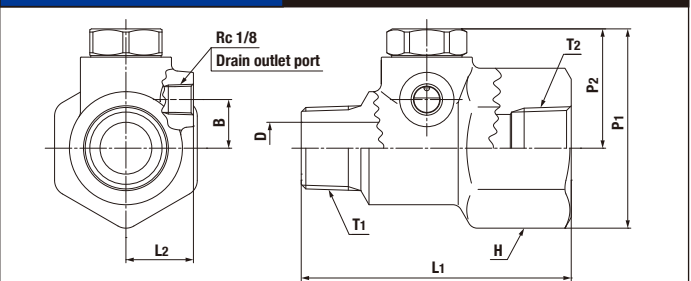
WAF : WAF stands for width across flats.

### PAD-3FM / PAD-4FM For thread connection



Model	Mass (g)	Dimensions (mm)									
		L1	L2	L3	B	øD	P1	P2	H (WAF)	T1	T2
PAD-3FM	320	72.5	(39)	21.5	(11)	10	(51)	(33.5)	□29	R 3/8	Rc 3/8
PAD-4FM	307	72.5	(39)	21.5	(11)	12.5	(51)	(33.5)	□29	R 1/2	Rc 1/2

### PAD-6FM / PAD-8FM For thread connection



Model	Mass (g)	Dimensions (mm)									
		L1	L2	B	øD	P1	P2	H (WAF)	T1	T2	
PAD-6FM	665	86	21.5	(15.5)	16.5	(63.5)	(38)	Hex.46	R 3/4	Rc 3/4	
PAD-8FM	620	86	21.5	(15.5)	21.5	(63.5)	(38)	Hex.46	R 1	Rc 1	

## ⚠ Safety Guide -Be sure to read the "Instruction for Purge Adapter"

- Warning** -Do not use for applications other than residue pressure releasing. If the button is pressed during dynamic pressure applied, the pressure of the main system may drop and cause unexpected damage due to malfunction of equipment. -Do not use continuously exceeding the rated working pressure. -Do not apply any artificial impact, bend or tension. -Do not disassemble.
- Caution** -If the Purge Adapter is hot, use protective wear such as gloves and take special care in handling. -Do not strike the upper part of the button with a hammer or a similar tool. If the button is stiff, insert a flat head screwdriver into the groove in the Valve Holder and press the button down by leverage.

Focused on you  
**NITTO KOHKI CO., LTD.**  
Web [www.nitto-kohki.co.jp/e](http://www.nitto-kohki.co.jp/e)

**Head Office**  
9-4, Nakaikegami 2-chome, Ohta-ku, Tokyo 146-8555, Japan  
Tel : +81-3-3755-1111 Fax : +81-3-3753-8791  
E-mail : [overseas@nitto-kohki.co.jp](mailto:overseas@nitto-kohki.co.jp)



DISTRIBUTED BY