

Portable Semi-Automatic Drilling Machine

BORING


ATRAACE

Quick Auto



ATRAACE WA-3500 Max. 1-3/8"

Advanced Technology Reducing Hole Drilling Cost



Features

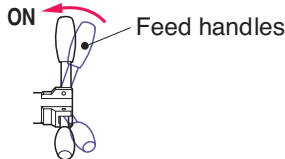
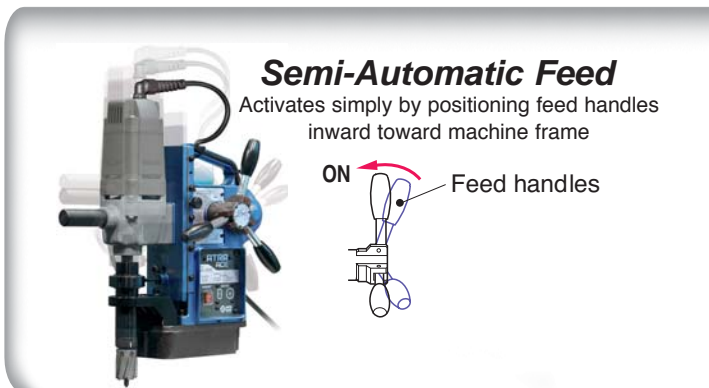
- 1-3/8" x 2" hole drilling capacity
- Semi-automatic feed mechanism
- Powerful 1100 watt double insulated motor
- Overload stop detection system helps prevent motor and cutter damage
- Load detection system monitors and regulates motor speed and cutting feed
- Sealed arbor system with through spindle coolant
- Built-in motion detection sensor
- One-Touch arbor system "No tools required for cutter installation and removal"
- Accepts Jetbroach carbide tipped and Hibroach HSS annular cutters
- Precision machined die cast aluminum mainframe, motor slide and arbor support bracket
- One year limited warranty

Specifications

Model		WA-3500	
Power Source (Single Phase)		110 - 120 V AC 50 / 60 Hz	220 - 240 V AC 50 / 60 Hz
Electric Drill	Rated Power Consumption W	1100	
	Rated Current A	10.2	5.1
	No load Speed min ⁻¹ (rpm)	950	
Magnet Power Consumption W		34	
Hole-cutting capacity		Cutter	Hole Diameter Plate Thickness
One-touch type Jetbroach		11/16" to 1-3/8"	3/8" to 2"
One-touch type Hibroach		7/16" to 1"	3/8" to 1"
Magnet Holding Power		7,056 (720) N (kgf) / 1583 lbs.	
Magnet Dimensions		3-5/8" x 8-1/2"	
Mass (Weight)		44 lbs.	

Semi-Automatic Feed

Activates simply by positioning feed handles inward toward machine frame



Standard Accessories

- 1-3/8" pilot pin #UEA0835-0
- Safety chain
- Motor-side handle
- 3 mm allen wrench
- 8 x 10 mm combination wrench
- Oil cap assembly
- Sample cutting fluid
- Molded plastic carrying case